



# UCMIC Report

December 15, 2025

---

401 SW Topeka Blvd.  
Topeka, KS 66603  
Phone: (785) 296-0901  
Fax: (785) 296-0753  
[KDOL.Communications@ks.gov](mailto:KDOL.Communications@ks.gov)  
[dol.ks.gov](http://dol.ks.gov)

Amber Shultz, Secretary  
Laura Kelly, Governor

# UI Weekly Review

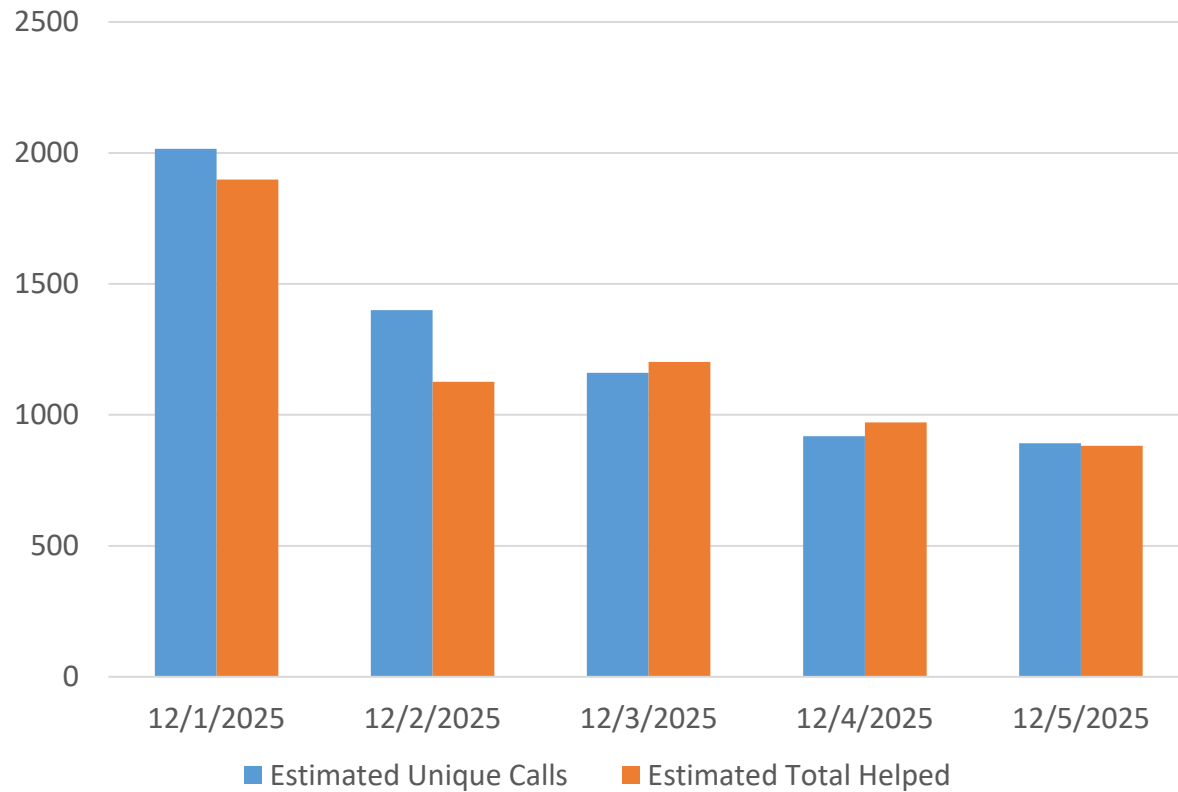
Regular Program	Preliminary 12/06/2025	Last Week 11/29/2025		Last Year 12/07/2024	
Initial Claims	2,213	1,106	⬆️ 100%	2,127	⬆️ 4%
Weekly Certifications	8,481	8,308	⬆️ 2%	8,016	⬆️ 6%
Individuals Receiving Payments	5,033	3,757	⬆️ 34%	4,549	⬆️ 11%
Regular U.I. Payments	\$3,243,814	\$1,888,221	⬆️ 72%	\$2,828,656	⬆️ 15%
U.I. Trust Fund Balance	\$1,496,330,058	\$1,500,532,552	⬇️ 1%	\$1,462,043,805	⬆️ 2%

This table reflects Intrastate and Interstate numbers and includes transitional claims numbers. As of December 2024, Weekly Unemployment Certifications include all claim types, such as those paid through the state's Unemployment Insurance Trust Fund, federal military (UCX) claims, reimbursing employers, Combined Wage Claims (CWC), and Workshare Claims, among others.

## [Kansas Unemployment Insurance Weekly Review](#)

# Contact Center Volume

## Call Volume



## Call Metrics

	Average Speed to Answer	Percent of Estimated Unique Callers Helped	Average Length of Call
<b>12/1/2025</b>	3:24	94.2%	14:17
<b>12/2/2025</b>	4:16	80.4%	16:16
<b>12/3/2025</b>	1:51	100%	14:21
<b>12/4/2025</b>	1:19	100%	14:11
<b>12/5/2025</b>	2:25	98.8%	14:52

# System Disruptions

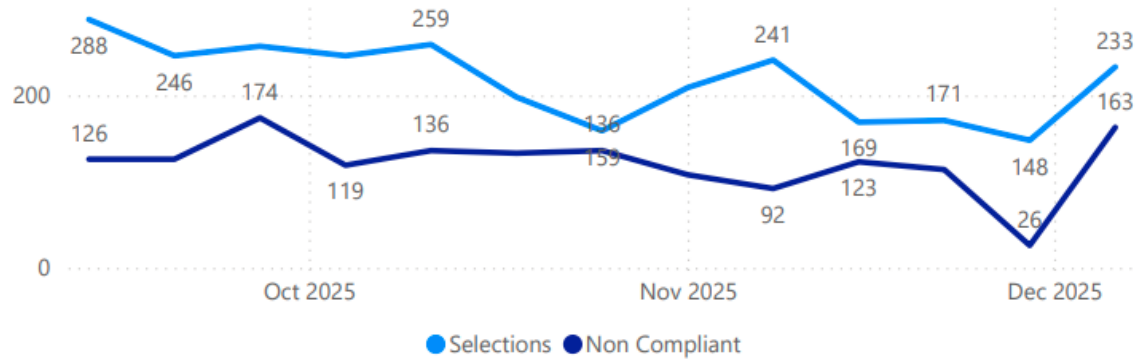
- December 11: A scheduled deployment to the UI employer portal was successfully completed. As planned, the system was offline from 7:30 PM to 9:30 PM during the update.
- December 16: A scheduled deployment to the UI claimant portal is planned from 7:30pm to 9:30pm.

## Other

- The Unemployment Contact Center continues to answer close to 100% of estimated unique calls each day. We did see a dip for a few days following the two-day Thanksgiving holiday when offices were closed.
- The federal fiscal year 2026 UI Admin grant funding from October 1, 2025, through January 30, 2026, has been received.
- Over 81,000 employers experience rating notice letters were mailed on December 11, 2025.

# My Reemployment Plan Selections

My ReEmployment Plan



My ReEmployment Plan 2025

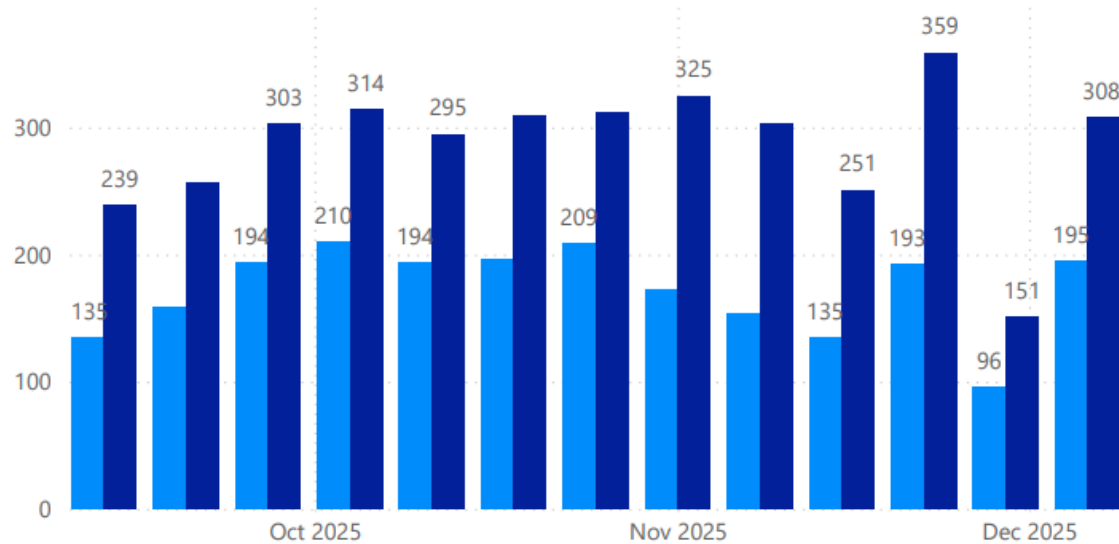
14102  
Selections  
7917  
Non Compliant

My ReEmployment Plan

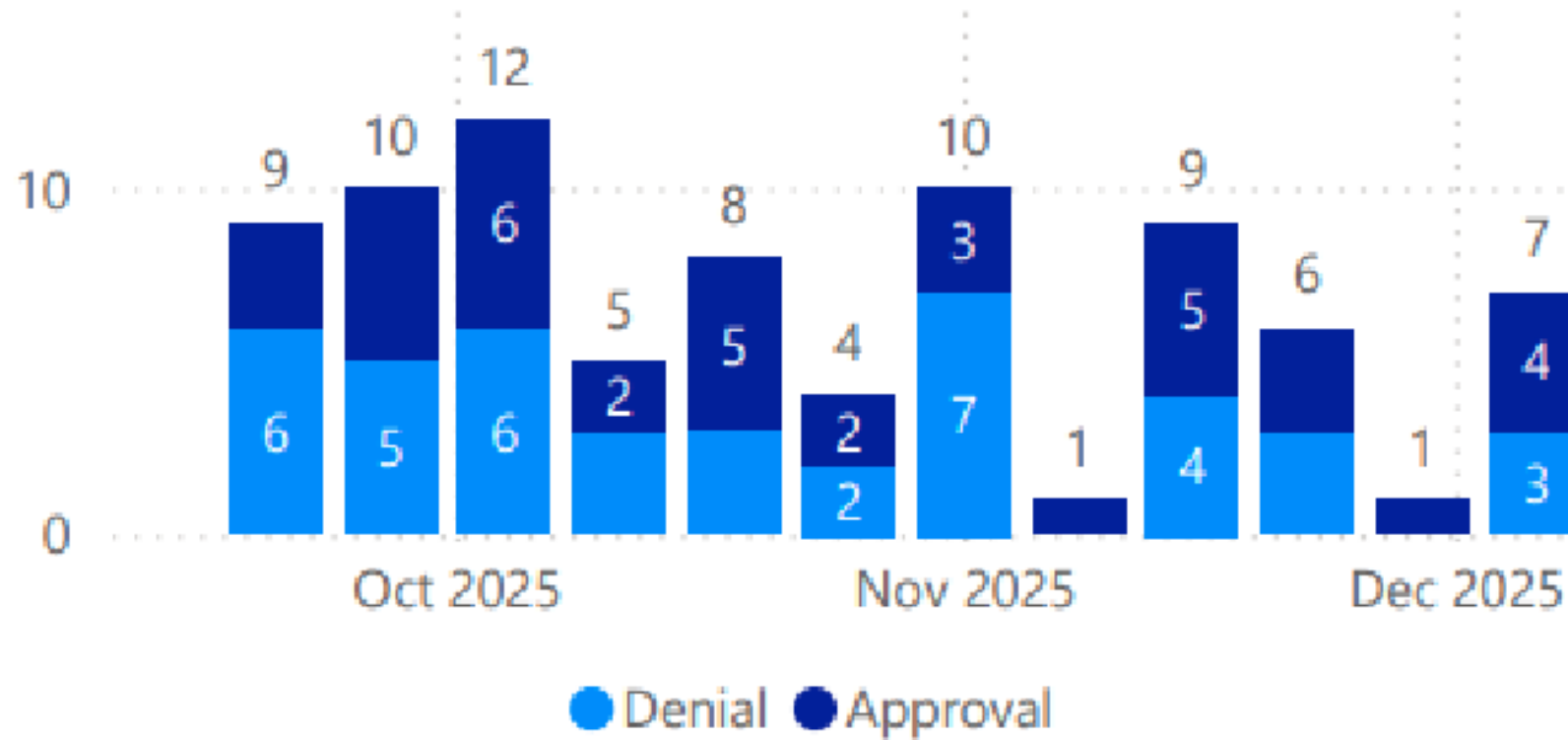
12/6/2025  
233  
Selections  
163  
Non Compliant

## RESEA

Scheduled Sent by UI

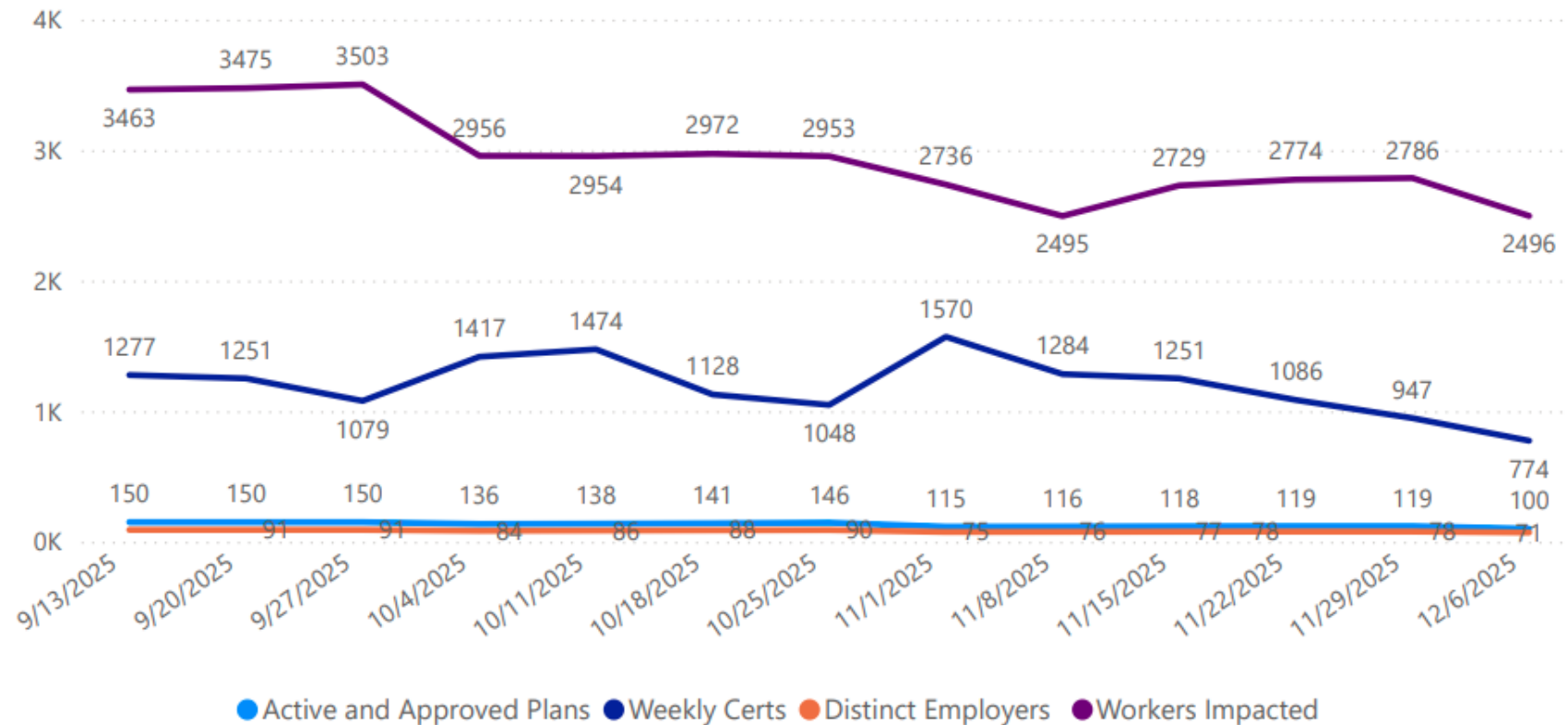


# Job Refusals



# Shared Work

- Active & Approved plan – 100
- Distinct employers – 71
- Number of total affected workers – 2,496
- Workers that had weekly certification filed last calendar week – 774



# Social Media

Posted:  
December 15


**IMPORTANT UPDATE TO KANSAS EMPLOYERS**  
Unemployment Insurance Taxable Wage Base Increases in 2026

Effective **January 1, 2026**, the Kansas unemployment insurance taxable wage base will increase from **\$14,000 to \$15,100**.

This means:

- Employers will now pay unemployment taxes on the first \$15,100 of wages paid to each employee.
- This may slightly increase the employer's tax liability per employee.

**Please ensure your payroll systems are updated to reflect this change.**



To be Posted:  
December 18

**ATTENTION** KDOL offices are closed Thurs., Dec. 25, for Christmas.

If your hearing is scheduled on Friday, Dec. 26, you must register no later than 1 P.M. on Weds., Dec. 24 to participate in the hearing.

**AVISO FESTIVO**  
Las oficinas de KDOL estarán cerradas el Jueves 25 de Diciembre por Navidad.

Si su audiencia está programada para el Viernes, 26 de Diciembre, deberá Registrarse por telefono o en línea a más tardar a la 1 p. m. el Miércoles, 24 de Diciembre para participar en la audiencia.




To be Posted:  
December 18

Reminder, KDOL offices and the Contact Center will be closed Thurs., Dec. 25, for Christmas.

There may be a delay in Unemployment Insurance payments.

**Puede haber un retraso en los pagos del Seguro de Desempleo.**

Recordatorio, las oficinas de KDOL y el centro de contacto estarán cerrados el Jueves 25 de Diciembre debido a Navidad.




To be Posted:  
December 23

**Why the Wage Base is Changing**

Kansas law (HB 2570) requires a yearly review of the taxable wage base for unemployment insurance. The taxable wage base is the portion of each employee's wages subject to unemployment tax. This wage base is calculated as 25% of the statewide average annual wage (SAAW), and that percentage is scheduled to gradually increase in future years under the law.

**Kansas UI Taxable Wage Base by Year:**  
2025: \$14,000  
2026: \$15,100



# Upcoming Employer Communication

## IMPORTANT UPDATE TO KANSAS EMPLOYERS

Unemployment Insurance Taxable Wage Base Increases in 2026

Effective **January 1, 2026**, the Kansas unemployment insurance taxable wage base will increase from **\$14,000 to \$15,100**.

This means:

- Employers will now pay unemployment taxes on the first **\$15,100** of wages paid to each employee.
- This may slightly increase the employer's tax liability per employee.

**Please ensure your payroll systems are updated to reflect this change.**

## Why the Wage Base is Changing

Kansas law (HB 2570) requires a yearly review of the taxable wage base for unemployment insurance. The taxable wage base is the portion of each employee's wages subject to unemployment tax. This wage base is calculated as 25% of the statewide average annual wage (SAAW), and that percentage is scheduled to gradually increase in future years under the law.

### Kansas UI Taxable Wage Base by Year:

**2025: \$14,000**

**2026: \$15,100**

For more information, visit: [dol.ks.gov/employers](https://dol.ks.gov/employers)